


How to Print Reading 3D Student Summary Reports

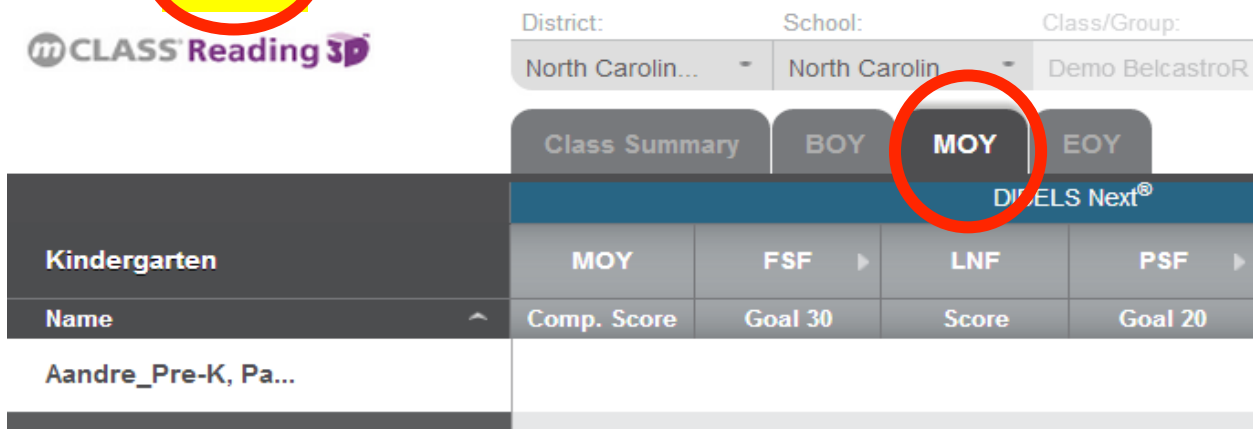
Reports are accessed at: www.mclasshome.com

Printing an entire class student summary report (at this point in time it is not possible to print PM graphs by individually accessing the student or by selecting the EOY tab):

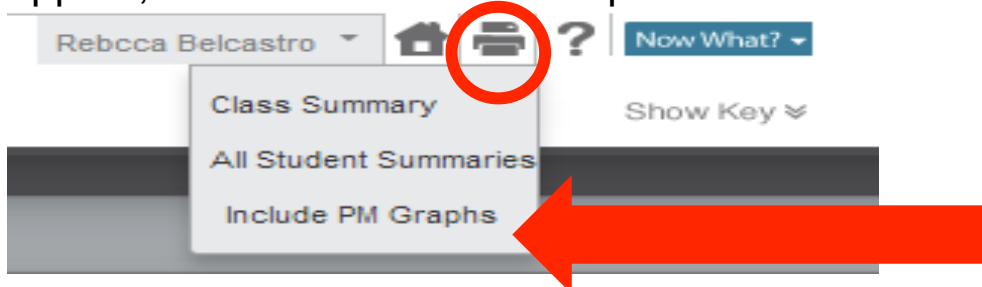
1. Teacher opens Classroom Summary



2. Select **MOY** for Time of Year


















3. Click on the Printer (upper right hand corner), a drop down menu will appear, choose Include PM Graphs

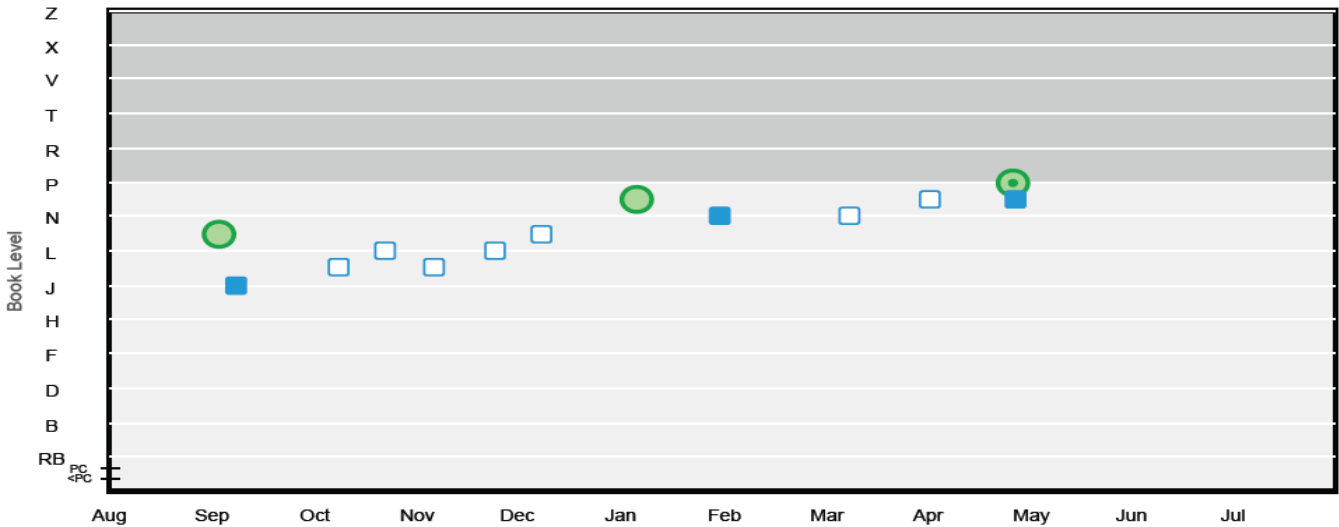


4. This downloads the file as a PDF, Save or Print
Sample Student Summary with PM Graphs

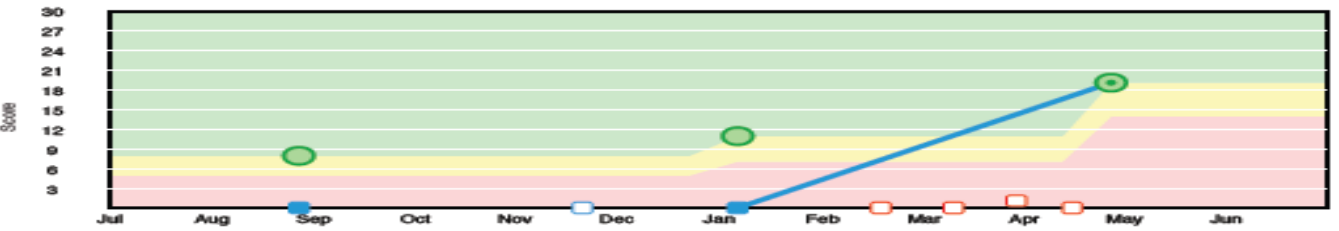
Active

		Grade 1			Grade 2			Grade 3		
		BOY	MOY	EOY	BOY	MOY	EOY	BOY	MOY	EOY
DIBELS Next Composite Score						 Intensive	 Core	 Intensive	 Strategic	 Strategic
TRC						H ^F Far Bel.	K ^F Far Bel.	J ^F Far Bel.	N ^N Below	O ^F Below
FSF	Score									
	Goal									
LNF	Score									
	Goal	N/A								
PSF	Score									
	Goal	40								
NWF CLS	Score									
	Goal	27	43	58	54					
NWF WWR	Score									
	Goal	1	8	13	13					
DORF Fluency	Score					43	58	44	64	91
	Goal		23	47	52	72	87	70	86	100
DORF Accuracy	Score					86	97	83	93	94
	Goal		78	90	90	96	97	95	96	97
DORF Retell	Score					45 	60 	26 	44 	57 
	Goal		N/A	15 ^{N/A}	16 ^{N/A}	21 	27 	20 	26 	30 
Daze	Score							2	6	10
	Goal							8	11	19
TRC	Book Level					H	K	J	N	O
	Goal	D	G	J	J	L	M	M	O	P
WR	List A (Max 24)									
	List B (Max 24)					24	24	23	24	23
	List C (Max 24)					22	22	21	20	23

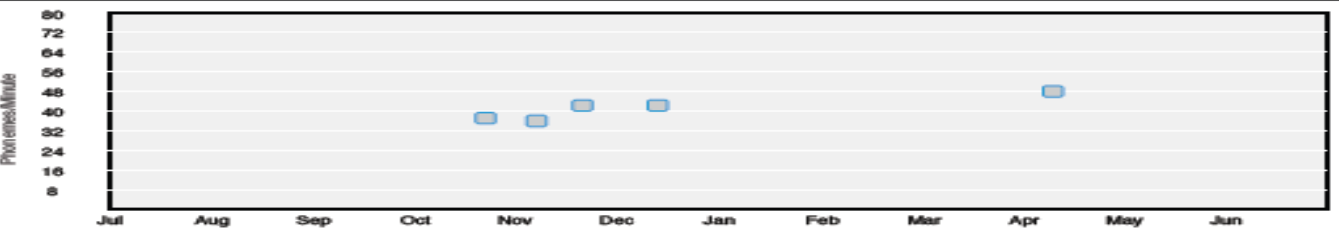
TRC - Text Reading and Comprehension



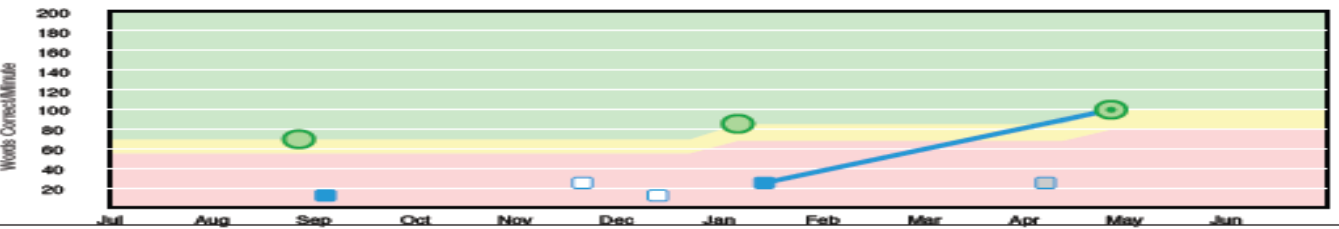
Daze - DIBELS Daze



PSF - Phoneme Segmentation Fluency



DORF (Fluency) - DIBELS Oral Reading Fluency (Fluency)



- Benchmark Target (Green Circle)
- Benchmark Result (Blue Square)
- Three or more Consecutive Results Below Aim Line (Red Square)
- Three or more Consecutive Results Above Aim Line (Green Square)
- Out-of-Grade Progress Monitoring Result (Blue Triangle)
- Off-the-Chart Result (Blue Triangle)